

1

3

4

5

2

## Set Period

1. PUSH the "PERIOD +1" until you get the # you want

## Set Game Time

2. PUSH the "SET MAIN CLOCK" button
3. KEY IN time: 12:00.0 min = 1,2,0,0,0
4. PUSH "ENTER"

## Edit Time / Period


5. PUSH "EDIT"  
Goto Step 1. or 2.

Set Time & Period

Scores

Penalties

Run Clock/Horn



1

2

## Set Score HOME

1. ADD Score: "SCORE +1"  
REMOVE Score: "SCORE -1"

## Set Score GUEST

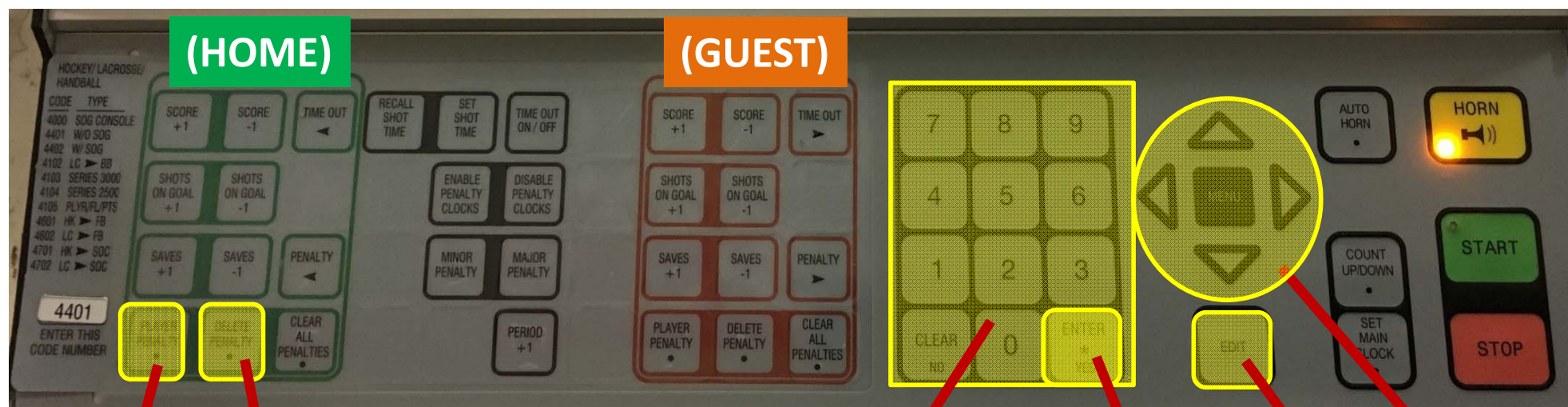
2. ADD Score: "SCORE +1"  
REMOVE Score: "SCORE -1"

Set  
Time & Period

Scores

Penalties

Run  
Clock/Horn



1,10

6

2,4

3,5,8,12

9

3,7,11

## Add HOME PENALTIES

1. PUSH "PLAYER PENALTY"
2. KEY IN the Player #; for #1, press 0,1
3. PRESS "ENTER"
4. KEY IN the duration; for 2:00 min, 0,2,0,0
5. PRESS "ENTER"

## Remove HOME PENALTIES

6. PUSH "DELETE PENALTY"
7. CHOOSE the Player Number using the arrow pad
8. PRESS "ENTER"

## Edit Penalties

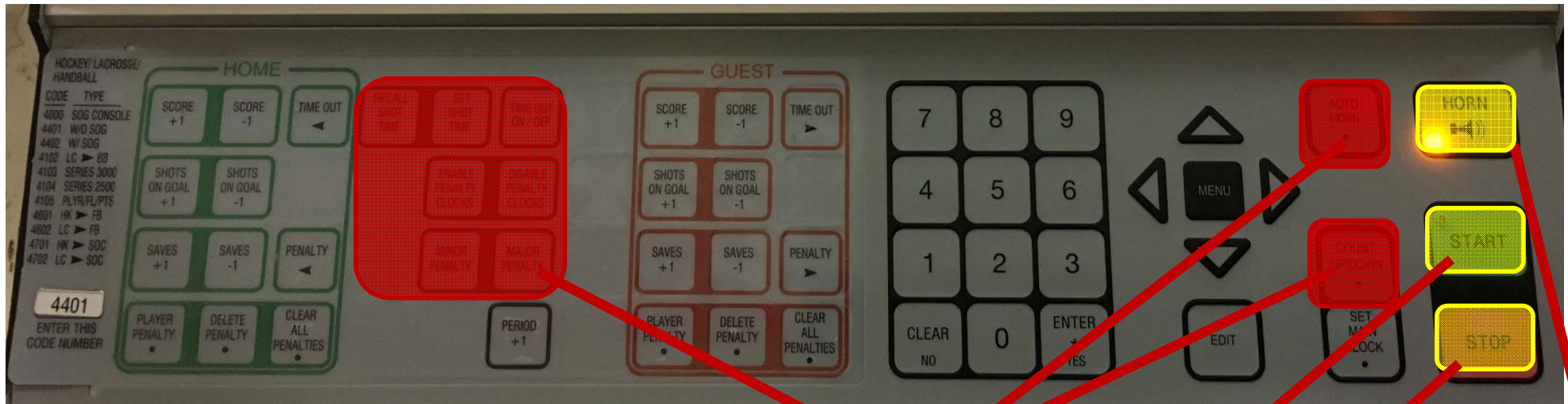
9. PUSH "EDIT"
10. PUSH "PLAYER PENALTY"
11. CHOOSE the Penalty to Edit using the arrow pad
12. PRESS "ENTER"
13. Goto step 2

Set  
Time & Period

Scores

Penalties

Run  
Clock/Horn



## Stop / Start CLOCK

### Using Control Board

1. START CLOCK— Press **START**
2. STOP CLOCK – Press **STOP**

### Using Hand Wand

3. START / STOP Clock with Switch

**NOTE: Want Clock button needs to be OFF in order to reset the time.**

IGNORE

1

2

4



## HORN

4. Activate using Wand or Board
  - FYI - The **"AUTO HORN"** button is used to set end of period horns, and interval horns like every 2 mins.

Set  
Time & Period

Scores

Penalties

Run  
Clock/Horn